



Detroit **STEEL WHEEL CO.**



WWW.DETROITSTEELWHEEL.COM

810.333.6100



OUR MISSION AT DETROIT STEEL WHEEL CO.

**WE ARE PROUD TO KEEP MANUFACTURING HERE IN
THE U.S.A. IN OUR HOME CITY OF DETROIT, MI.**

***100%
MANUFACTURED
IN THE USA***

**OUR FORMULA FOR SUCCESS IS SIMPLE: HARD
WORK. THROUGH BUILDING THE HIGHEST QUALITY
PRODUCT, AND KEEPING OUR BUDGET BLUE
COLLAR, OUR GOAL IS TO RAISE THE STANDARD
FOR MODERN DAY STREET MACHINES WITHOUT
BREAKING THE BANK.**

**WE ARE THE RESUREGENCE SOLUTION FOR
MANUFACTUING IN THE U.S.A.**



D-TOWN SMOOTHIE

AVAILABLE SIZES	AVAILABLE BACKSPACING
18" X 8"	3.5", 4.0", 4.5", 4.75"
18" X 9"	3.5", 4.0", 4.5", 5.0", 5.5", 5.75"
20" X 8"	3.5", 4.0", 4.5", 4.75"
20" X 9"	3.5", 4.0", 4.5", 5.0", 5.5", 5.75"
20" X 11"	3.5", 4.0", 4.5", 5.0" 5.5", 6.0", 6.5", 7.0", 7.5"
20" X 14"	3.5", 4.0", 4.5", 5.0", 5.5", 6.0" 6.5", 7.0", 7.5", 8.0", 8.5", 9.0", 9.5", 10", 10.5"
22" X 9"	3.0", 3.5", 4.0", 4.5"

Rim width is measured from bead to bead. Add 1" for lip to lip measurement.

AVAILABLE LUG PATTERNS

- Dual lug pattern wheel: Small 5: 5X4.5" & 5X4.75" (Center bore 3.18")
- Dual lug pattern wheel: Large 5: 5X5"w & 5X5.5" (Center bore 3.74")
- 5x5 Lug wheel (Center bore 3.74")
- 6x5.5 Lug wheel (Center bore: 4.25")
- 8x6.5 Lug wheel (Center bore: 5.15")





MOBSTEEL
1956 OLDSMOBILE ROCKET 88
20X8" 4.5" BS ALL AROUND

Detroit STEEL WHEEL CO.



***Detroit* STEEL WHEEL CO.**

MOBSTEEL
1966 LINCOLN CONTINENTAL
20X9" 5.25" BS ALL AROUND



ROSS BARTOLONE
1952 CHEVY 3100
18X8" 3.5" BS ALL AROUND

Detroit STEEL WHEEL CO.



MOBSTEEL
1963 LINCOLN CONTINENTAL
20X9" 5.25" BS ALL AROUND

Detroit STEEL WHEEL CO.



Detroit STEEL WHEEL CO.

MOBSTEEL
1972 FORD RANGER
20X8" 4.5" BS IN THE FRONT 20X9" 4.5" BS IN THE REAR



***Detroit* STEEL WHEEL CO.**

MAIN MOTOR COMPANY
1967 CHEVY PICKUP
20X9" 3.5" BS IN THE FRONT 20X9" 3.5" BS IN THE REAR
POWDER COAT DONE BY CUSTOMER INDEPENDENTLY

AMBASSADOR

AVAILABLE SIZES	AVAILABLE BACKSPACING
18" X 8"	3.5", 4.0", 4.5", 4.75"
18" X 9"	3.5", 4.0", 4.5", 5.0", 5.5", 5.75"
20" X 8"	3.5", 4.0", 4.5", 4.75"
20" X 9"	3.5", 4.0", 4.5", 5.0", 5.5", 5.75"
20" X 11"	3.5", 4.0", 4.5", 5.0" 5.5", 6.0", 6.5", 7.0", 7.5"
20" X 14"	3.5", 4.0", 4.5", 5.0", 5.5", 6.0" 6.5", 7.0", 7.5", 8.0", 8.5", 9.0", 9.5", 10", 10.5"
22" X 9"	3.0", 3.5", 4.0", 4.5"

Rim width is measured from bead to bead. Add 1" for lip to lip measurement.

AVAILABLE LUG PATTERNS


- Dual lug pattern wheel: Small 5: 5x4.5 & 5x4.75 (Center bore 3.18")
- Dual lug pattern wheel: Large 5: 5x5 & 5x5.5 (Center bore 3.74")
- 5x5 Lug wheel (Center bore 3.74")
- 6x5.5 Lug wheel (Center bore: 4.25")





***Detroit* STEEL WHEEL CO.**

LARRY SWEERIS
1949 DODGE
20X8" 4.75" BS IN THE FRONT 20X8" 4.75" BS IN THE REAR



LTS CUSTOMS
1954 CHEVY 3100
18X8" 4.0" BS ALL AROUND

***Detroit* STEEL WHEEL CO.**



***Detroit* STEEL WHEEL CO.**

WEAVER CUSTOMS
1931 FORD MODEL A
18X8" 4.0" BS IN THE FRONT 20X9" 4.0" BS IN THE REAR



***Detroit* STEEL WHEEL CO.**

ANDY'S HOT ROD'S
1933 FORD VICKY
18X8" 3.75" BS IN THE FRONT 20X11" 3.25" BS IN THE REAR



Detroit STEEL WHEEL CO.

STEVE KIRKPATRICK
1954 FORD

20X9" 5.75" BS IN THE FRONT 22X9" 3" BS IN THE REAR



Spotsy Photos

***Detroit* STEEL WHEEL CO.**

KRIS VANPATTEN
1972 CHEYENNE
Z0X8" WITH A 4.5" BS ALL AROUND

DELRAYS

AVAILABLE SIZES	AVAILABLE BACKSPACING
18" X 8"	3.5", 4.0", 4.5", 4.75"
18" X 9"	3.5", 4.0", 4.5", 5.0", 5.5", 5.75"
20" X 8"	3.5", 4.0", 4.5", 4.75"
20" X 9"	3.5", 4.0", 4.5", 5.0", 5.5", 5.75"
20" X 11"	3.5", 4.0", 4.5", 5.0" 5.5", 6.0", 6.5", 7.0", 7.5"
20" X 14"	3.5", 4.0", 4.5", 5.0", 5.5", 6.0" 6.5", 7.0", 7.5", 8.0", 8.5", 9.0", 9.5", 10", 10.5"
22" X 9"	3.0", 3.5", 4.0", 4.5"

Rim width is measured from bead to bead. Add 1" for lip to lip measurement.

AVAILABLE LUG PATTERNS

- Dual lug pattern wheel: Small 5: 5x4.5 & 5x4.75 (Center bore 3.18")
- Dual lug pattern wheel: Large 5: 5x5 & 5x5.5 (Center bore 3.74")
- 5x5 Lug wheel (Center bore 3.74")
- 6x5.5 Lug wheel (Center bore: 4.25")
- 8x6.5 Lug wheel (Center bore: 5.15")





STONER SPEED SHOP
1949 CHEVY 3100
ZZX9" 4.0" BS IN THE FRONT ZXZ9" 3.0" BS IN THE REAR

Detroit STEEL WHEEL CO.



TIMOTHY EDWARDS

1980 G20 VAN

18X8" 4.5" BS IN THE FRONT 20X8" 4.5" BS IN THE REAR

Detroit STEEL WHEEL CO.



GREG DIAZ

1987 CHEVY SILVERADO

18X8" 4.0" BS IN THE FRONT 20X11" 4.5" BS IN THE REAR

Detroit STEEL WHEEL CO.



***Detroit* STEEL WHEEL CO.**

GLENN LANG
1978 CHEVY C10
20X9" 5.0" BS IN THE FRONT 20X9" 4.0" BS IN THE REAR
POWDER COAT DONE BY CUSTOMER INDEPENDENTLY

MACK

AVAILABLE SIZES	AVAILABLE BACKSPACING
18" X 8"	3.5", 4.0", 4.5", 4.75"
18" X 9"	3.5", 4.0", 4.5", 5.0", 5.5", 5.75"
20" X 8"	3.5", 4.0", 4.5", 4.75"
20" X 9"	3.5", 4.0", 4.5", 5.0", 5.5", 5.75"
20" X 11"	3.5", 4.0", 4.5", 5.0" 5.5", 6.0", 6.5", 7.0", 7.5"
20" X 14"	3.5", 4.0", 4.5", 5.0", 5.5", 6.0" 6.5", 7.0", 7.5", 8.0", 8.5", 9.0", 9.5", 10", 10.5"
22" X 9"	3.0", 3.5", 4.0", 4.5"

Rim width is measured from bead to bead. Add 1" for lip to lip measurement.

AVAILABLE LUG PATTERNS

- Dual lug pattern wheel: Small 5: 5x4.5 & 5x4.75 (Center bore 3.18")
- Dual lug pattern wheel: Large 5: 5x5 & 5x5.5 (Center bore 3.74")
- 5x5 Lug wheel (Center bore 3.74")
- 6x5.5 Lug wheel (Center bore: 4.25")



*Beadlock coming soon





Detroit STEEL WHEEL CO.

MOBSTEEL
1974 F100 CLUB CAB
ZZX9" 3.0" BS ALL AROUND
BEADLOCK COMING SOON



Detroit STEEL WHEEL CO.

IRON CROSS AUTOMOTIVE
2018 JL RUBICON
20X11" 4.0" BS IN THE FRONT 20X11" 4.5" BS IN THE REAR
BEADLOCK COMING SOON



***Detroit* STEEL WHEEL CO.**

WEAVER CUSTOMES
1941 DODGE POWER WAGON
20X11" 4.0" BS IN THE FRONT 20X11" 4.5" BS IN THE REAR
BEADLOCK COMING SOON

WHEEL OPTIONS

810.333.6100



8 LUG

AVAILABLE IN:
D-TOWN SMOOTHIE AND DELRAY

AVAILABLE SIZES	AVAILABLE BACKSPACING
18" X 8"	3.5", 4.0", 4.5", 4.75"
18" X 9"	3.5", 4.0", 4.5", 5.0", 5.5", 5.75"
20" X 8"	3.5", 4.0", 4.5", 4.75"
20" X 9"	3.5", 4.0", 4.5", 5.0", 5.5", 5.75"
20" X 11"	3.5", 4.0", 4.5", 5.0" 5.5", 6.0", 6.5", 7.0", 7.5"
20" X 14"	3.5", 4.0", 4.5", 5.0", 5.5", 6.0" 6.5", 7.0", 7.5", 8.0", 8.5", 9.0", 9.5", 10", 10.5"
22" X 9"	3.0", 3.5", 4.0", 4.5"

- 8x6.5 Lug wheel (Center bore: 5.15")

Rim width is measured from bead to bead. Add 1" for lip to lip measurement.



WWW.DETROITSTEELWHEEL.COM

810.333.6100



Detroit
STEEL WHEEL CO.

FLYING SPARKS GARAGE
1986 CHEVY C20
20X9" 4.5"BS ALL AROUND 8X6.5 BOLT PATTERN

Detroit **STEEL WHEEL CO.**

WWW.DETROITSTEELWHEEL.COM

810.333.6100



RYKER LOWE/JASPER JEEP'S
1986 JEEP J20
18X8" 4.5"BS ALL AROUND 8X6.5 BOLT PATTERN

Detroit STEEL WHEEL CO.

WWW.DETROITSTEELWHEEL.COM

810.333.6100



NEELY MILLER

1967 CHEVY C20

20X9" 4"BS ALL AROUND 8X6.5 BOLT PATTERN

DTOWN SMOOTHIE

Detroit STEEL WHEEL CO.

WWW.DETROITSTEELWHEEL.COM

WHEEL POWDER COAT OPTIONS

810.333.6100



POWDER COAT

THE POWDER COAT PROCESS INCLUDES:

- Wheel prep
- Aqueous dip/ a-coat
(rust preventative)
- Powder coat



METALLIC SILVER



LOW GLOSS BLACK



LOW GLOSS WHITE



RAW



HIGH GLOSS BLACK



HIGH GLOSS WHITE

***Gloss and Low Gloss
White are an antiqued
white, not bright white.**

WWW.DETROITSTEELWHEEL.COM


WHEEL ACCESSORIES

810.333.6100



7.5" SNAP-IN CAPS

- Works with 5 and 6 lug wheels
- Works with all Detroit Steel Wheel designs



WWW.DETROITSTEELWHEEL.COM

WHEEL ACCESSORIES

810.333.6100



10.25" DOG DISH CAPS

- Works with 5 & 6 lug wheels
- Caps require wheels to be drilled and clips installed



FORD STYLES

CHEVY STYLES

DRILL, TAP AND INSTALL CLIPS SERVICE:

If you have your own dog dish/ poverty caps and are purchasing steelies from Detroit Steel Wheel Co., we can drill, tap and install clips in your steelies for \$20.00 per wheel.

- Caps must measure 9.25" -12" for 5 & 6 Lug Wheels
- Caps must measure 12" for 8 Lug Wheels



MOBSTEEL WHEEL CLIP SET

- Each set includes 5 clips, enough for one wheel
- If ordering wheels, clips will not be installed on raw wheels unless requested.



WWW.DETROITSTEELWHEEL.COM

BOLT-ON CAPS

- Works with 5 and 6 lug wheels
- Works with all Detroit Steel Wheel designs



6 LUG SPIDER

FITS 6X5.5 ONLY



PUSH THRU BULLET

FITS 5X4.5 & 5X4.75 ONLY



5X5 LUG DELRAY



6X5.5 LUG DELRAY



6X5.5 LUG 4x4 OPEN



6X5.5 LUG 4x4 CLOSED



5X5 LUG GMC



20X9" 4.5" BS ALL AROUND 5X5 BOLT PATTERN

PUSH THROUGH 8 LUG CAPS-O.D. 5.15"

- Works with 8 lug wheels only
- Colors: Chrome or Matte Black
- Lengths: 3.5", 4.5", and 6.5"
- Style: All lengths available in closed style
- Open style available *only* in 4.5" length



3.5" MATTE BLACK



4.5" CHROME



6.5" MATTE BLACK



4.5" MATTE BLACK




WHEEL ACCESSORIES

810.333.6100



LUG NUTS & TRIM RINGS

BULLET LUG NUT



ACORN BULGE NUT



- Works with all styles and fits 5, 6, and 8 lug wheels
- 1/2-20", 7/16", 14mm x 1.5", 12mm x 1.5", 9/16" thread only



**STAINLESS STEEL
TRIM RINGS**

18" and 20"

- Works with all styles and fits 5, 6, and 8 lug wheels



WHEEL MEASURING

MEASURING STUDS

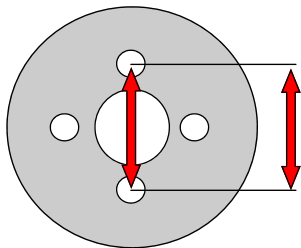
810.333.6100



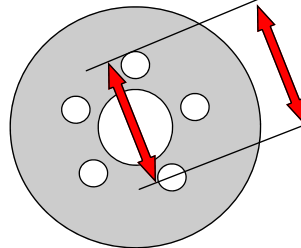
EXAMPLE:

-Please note that a 5 lug is measured differently. This is a common mistake.

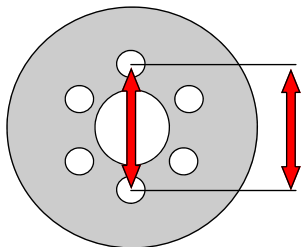
Four Lug



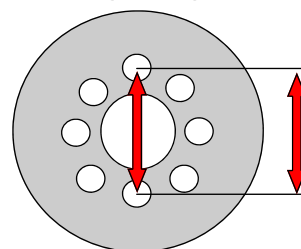
Five Lug



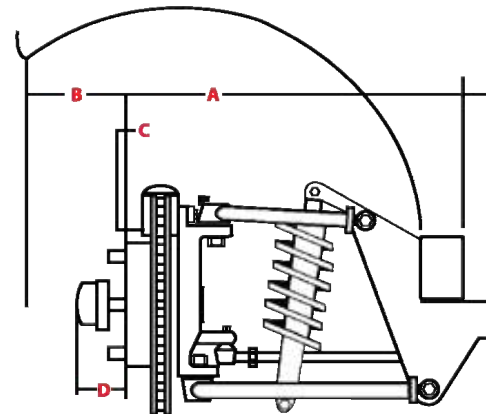
Six Lug



Eight Lug



MEASURING OFFSET



Year: _____

Make: _____

Model: _____

FRONT

A : _____

Back Space

B : _____

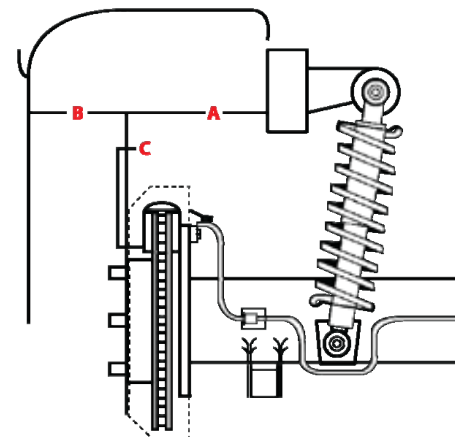
Front Space

C : _____

Protrusion of caliper past mounting surface

D : _____

Hub Length



REAR

A : _____

Back Space

B : _____

Front Space

C : _____

Protrusion of caliper past mounting surface

Bolt Pattern: _____

Stud Length: _____

Thread Pitch: _____

Detroit STEEL WHEEL CO.

QUESTIONS TO CONSIDER FOR THE RIGHT FITMENT OF YOUR CUSTOM WHEELS:

- 1. Is the vehicle bagged, lowered or stock ride height?**
- 2. Does your vehicle have fender skirts?**
- 3. Does the shape of your fender change or narrow at the top of the wheel well?**
- 4. What size tires do you want to run and do those specs work with your wheel specs?**
- 5. What is your current tire size?**
- 6. What is your available overall height (wheel & tire)?**
- 7. Will your new wheels clear your fender lip on the front and backside when you turn the steering wheel lock to lock?**
- 8. How far out does your hub stick out (cap fitment)?**
- 9. Do you want to be able to rotate your wheels?**
- 10. What other modifications have been made to the vehicle? i.e. C-notch, tubbed, different chassis, different front or rear axles, narrowed axels, rolled fender lip, changed lug pattern, disc brake conversion, wheel spacers or adapters, etc.**



WHITE WALL AND SPECIALTY TIRES

810.333.6100



Detroit **STEEL WHEEL CO.**

Detroit Steel Wheel Co. works closely with Diamond Back Classic Tires and Vogue tyres, both leading white & gold wall specialty tire producers, for 18", 20" and 22" tires.

Mounting and Balancing: Wheel & tires ship seperatly, customer is responsible for getting tires mounted & balanced locally.

Call us at 810.333.6100 to have our team quote you on a wheel & tire combo for your vehicle.

Featuring 18", 20" and 22" in:

- White Walls
- Redlines
- Bluelines
- Goldlines
- Golden and whites

*** Prices vary based on brand and size, typical set of white walls runs \$1,400 - \$1,600 per set, plus shipping.**



WWW.DETROITSTEELWHEEL.COM



THE LEADER IN LARGE DIAMETER STEEL WHEELS

***Detroit* STEEL WHEEL CO.**

CALL US AT 810.333.6100 OR EMAIL SALES@DETROITSTEELWHEEL.COM

WWW.DETROITSTEELWHEEL.COM